


POWERBLADE® ELITE SELECTION GUIDE

The PowerBlade Elite system is available in 6 different configurations that qualify for FIFA certifications, each with its own distinct benefits, pile heights, infill types and shock pad system.



ELITE 45-S


1.75" (45 mm) Bolt fiber,
42 oz pile weight



Layered Sand/Rubber infill



Schmitz ProPlay 23D shock pad



ELITE 45 STPE


1.75" (45 mm) Bolt fiber,
42 oz pile weight



Layered Sand/TPE infill



Schmitz ProPlay 23D shock pad



ELITE GEO 45-G


1.75" (45 mm) Bolt fiber,
42 oz pile weight



Layered Sand/GeoFill infill



Schmitz ProPlay 23D shock pad




ELITE 2.5

2.5" (65 mm) Bolt fiber,
48 oz pile weight



Layered Sand/Rubber infill




ELITE 2.5-38

2.5" (65 mm) Bolt fiber,
38 oz pile weight



Layered Sand/Rubber infill



ELITE 2.5-S

2.5" (65 mm) Bolt fiber,
48 oz pile weight



Layered Sand/Rubber infill



Schmitz ProPlay 20D shock pad

SPECIFICALLY DESIGNED FOR RUGBY